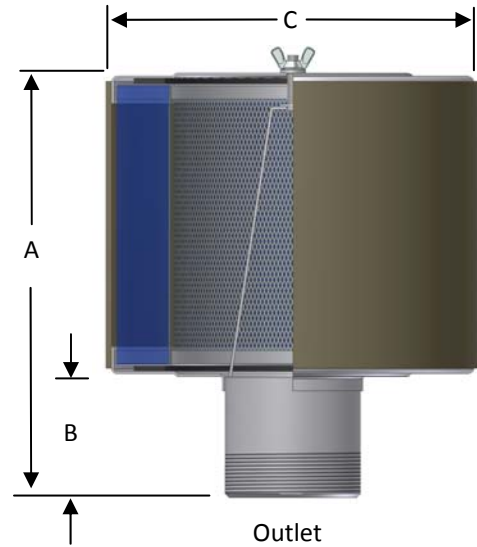


Exposed Inlet Filters

FT Series 1/4" - DN300 BSPT, Flange



Configuration
1/2" BSPT to DN150 Flange

Features

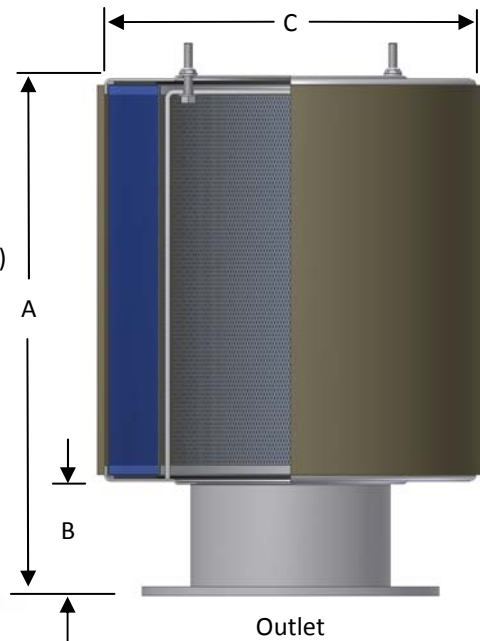
- Exposed element for optimal air flow & low restriction
- Heavy gauge base with low pressure drop outlet pipe and center bracket design
- Durable carbon steel construction with baked enamel finish

Technical Specifications

- Temp (continuous): min -26°C (-15°F) max 104°C (220°F)
- Filter change out differential: 37-50 mbar over initial ΔP
- Pressure drop graphs available upon request
- Polyester: 99%+ removal efficiency standard to 5 micron
- Paper: 99%+ removal efficiency standard to 2 micron

Options

- 1/8" tap holes available for 3" & larger connections
- Pressure drop indicator (See page 3-12)
- Various media for different environments
- Stainless steel construction
- Epoxy coated finish
- Special connections



Configuration
DN200 Flange and Larger



Outlet Connections

Outlet Size	Outlet Type	Assembly m ³ /h Rating	Assembly Part Number		Dimensions - mm			Approx. Weight kg	Replacement Element Part No.		Element m ³ /h Rating
			Polyester	Paper	A	B	C		Polyester	Paper	
1/4"	MPT	12	MIN025	----	76	19	44	0.23	----	----	----
3/8"	MPT	12	MIN038	----	76	19	44	0.23	----	----	----
1/2"	MPT	17	FT-15-050	FT-14-050	102	38	114	0.54	15	14	60
3/4"	MPT	43	FT-15-075	FT-14-075	102	38	114	0.59	15	14	60
1"	MPT	60	FT-15-100	FT-14-100	102	38	114	0.63	15	14	60
1"	MPT	94	FT-19P-100	FT-18P-100	168	41	114	0.81	19P	18P	170
1-1/4"	BSPT	119	FT-19P-126	FT-18P-126	168	41	114	0.81	19P	18P	170
1-1/2"	BSPT	145	FT-19P-151	FT-18P-151	168	41	114	0.90	19P	18P	170
2"	BSPT	230	FT-31P-201	FT-30P-201	184	57	152	1.35	31P	30P	332
2"	BSPT	230	FT-231P-201	FT-230P-201	318	57	152	3	231P	230P	332
2-1/2"	BSPT	332	FT-31P-251	FT-30P-251	191	64	152	2	31P	30P	332
2-1/2"	BSPT	332	FT-231P-251	FT-230P-251	324	64	152	3	231P	230P	510
3"	BSPT	510	FT-231P-301	FT-230P-301	330	76	152	4	230P	230P	510
3"	BSPT	510	FT-235P-301	FT-234P-301	330	76	203	6	235P	234P	970
3"	BSPT	510	FT-275P-301	FT-274P-301	330	76	305	10	275P	274P	1870
4"	BSPT	885	FT-235P-401	FT-234P-401	356	102	203	8	235P	234P	970
4"	BSPT	885	FT-275P-401	FT-274P-401	356	102	305	11	275P	274P	1870
5"	BSPT	1360	FT-275P-501	FT-274P-501	356	102	305	11	275P	274P	1870
6"	BSPT	1870	FT-275P-601	FT-274P-601	381	127	305	12	275P	274P	1870

See Filter Assembly Technical Data section for sizing guidelines.

Dimension tolerance ± 6 mm

Note: MPT threaded housings are interchangeable with BSPT up to 1".

Filter Assemblies

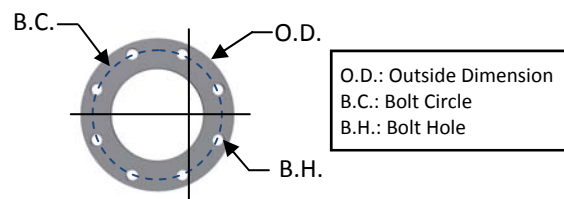
PN10 Pattern Flange Outlet Connections

Flange Outlet	Assembly m ³ /h Rating	Assembly Part Number		Dimensions - mm			Approx. Weight kg	Replacement Element Part No.		Element m ³ /h Rating
		Polyester	Paper	A	B	C		Polyester	Paper	
DN80	510	FT-235P-DN80	FT-234P-DN80	330	76	203	6	235P	234P	970
DN80	510	FT-275P-DN80	FT-274P-DN80	330	76	305	10	275P	274P	1870
DN100	885	FT-235P-DN100	FT-234P-DN100	356	102	203	7	235P	234P	970
DN100	885	FT-275P-DN100	FT-274P-DN100	356	102	305	11	275P	274P	1870
DN125	1360	FT-275P-DN125	FT-274P-DN125	356	102	305	13	275P	274P	1870
DN150	1870	FT-275P-DN150	FT-274P-DN150	381	127	305	14	275P	274P	1870
DN200	3060	FT-377P-DN200	FT-376P-DN200	584	152	375	29	377P	376P	3105
DN200	3060	FT-385P-DN200	FT-384P-DN200	584	152	502	32	385P	384P	5605
DN250	5610	FT-385P-DN250	FT-384P-DN250	584	152	502	36	385P	384P	5610
DN250	5610	FT-685P-DN250	FT-384P(2)-DN250	965	152	502	43	685P	384P(2)	11220
DN300	7990	FT-485P-DN300	FT-484P-DN300	787	152	502	41	485P	484P	8000
DN300	7990	FT-685P-DN300	FT-384P(2)-DN300	965	152	502	45	685P	384P(2)	11220

See Filter Assembly Technical Data section for sizing guidelines.

Dimension tolerance ± 6 mm

PN10 Pattern Flange	Dimensions - mm			No. of Holes	Thickness Flg mm
	O.D.	B.C.	B.H.		
DN 80	200	160	18	8	20
DN100	220	180	18	8	20
DN125	250	210	18	8	22
DN150	285	240	22	8	22
DN200	340	295	22	8	24
DN250	395	350	22	12	26
DN300	445	400	22	12	26



Note: Model offerings and design parameters may change without notice. See www.solbergmfg.com for most current offering.